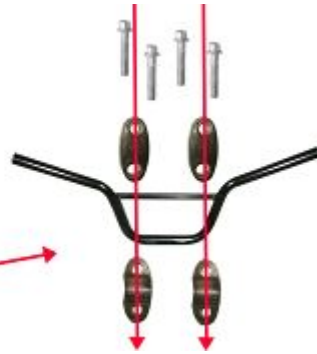


How to re-packing(REBEL T1 110cc)

First , fix the handle bar and clamps, then rivet them.(P1)



P1

Second, fix the front shock absorber on the rocker, then rivet them with the bolts(M10*45)and the nuts(M10*S14). (P2)



P2

The third, adjust the turning burl and the rocker, then rivet them with spring washers, notching nuts and split cotters.(P3)




P3

The Forth, put the foot peg in the right situation and use the bolt to rivet ,then put the footrest on the foot peg, to rivet them with rubber gasket, the big pan-head screws and nut. (P4)



P4

The fifth, fix the front bumper use the bolt.(P5)




P5

The sixth, install front wheels on the front brake, using spring washers and nuts to fix.(P6)




P6

The seventh, install rear wheels on the rear axle With spring washers and nuts (P7)



P7

The eighth, fix the fender in their place, then use bolts to screw down (P8)



P8

At last, please check the performance