



Pedal assemble

First, please find the L/R pedals according to the label of L/R




Next, put the L pedal to the left crank and lock it with 15mm open-end wrench in 150-180kgf tight locking force, then finish. And same with the R pedal.




Front Wheel Assemble

1. Loosen the nut group hubs on the axis of the wheel.
2. Put the hubs into the front fork end.
3. Put the gasket/basket bracket into the fork, then lock the axis, the basket bracket is already.
4. Use the 15mm open-end wrench to lock with 250-350kgf tight locking force.
5. Repeat step 3 and 4 to other side



6. If finishing tow sides, the front sheel is assembled.




Put the pallet component under to the basket bracket to let the basket be fixed



Put the basket onto the bracket



Use the "+" screwdriver to lock the screws.



Use the "+" screwdriver to lock the screws on the basket.



Make sure lock all screws on the basket, and then finishing the basket assembling.